



RAVEMEN

Bicycle Lights

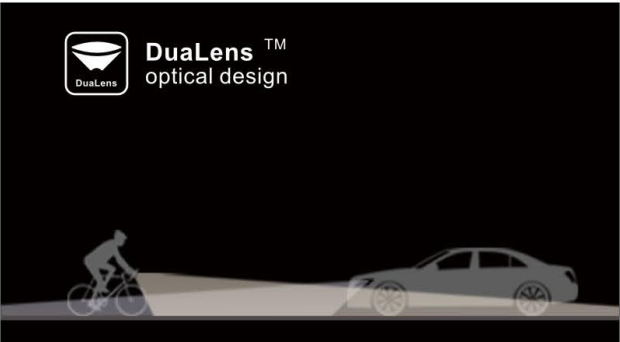


TAKE THE LIGHT RIDE THE BIKE

INNOVATIVE OPTICAL DESIGN

For a better and safer night riding experience

RAVEMEN Dualens and HiLo Beam optical design simulate to the design of automotive headlights. Through professional optical software modeling and simulation and using highly efficient lens, we successfully created the beam similar to automotive headlights into a compact yet powerful bike light.




Providing low beam with anti-glare cutoff line and flood light



Indoor beam shot



Outdoor beam shot



Providing illuminating light similar to automotive headlight with far reaching high beam and low beam



Indoor beam shot



Outdoor beam shot

CR300

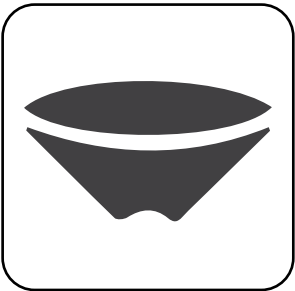
Max 300 Lumens

- LED: 1*LG LED with a lifespan of 50000 hours
- Battery: 1500mAh/3.7V rechargeable Li-ion battery
- Minimum runtime: 1.6 hours
- Maximum runtime: 42 hours
- Dimensions (Headlight): 83.5mm (L)*29mm (W)*33mm (H)
- Weight (Headlight): 92g
- Water resistance: IPX6
- Mount size: Φ22.2mm and 35mm round/aero handlebar



₹ 2,790


Mode	Brightness level	Brightness (lumens)	Run time (hrs)	Max distance	Impact resistance	Water resistance
Low beam	High	300	1.6	-	-	-
	Mid	150	4	-	-	-
	Low	60	11	76 meters	1 meter	IPX6
	Pulse flashing	100	13	-	-	-
	Rapid flashing	30	42	-	-	-
Emergency	High	300	/	-	-	-



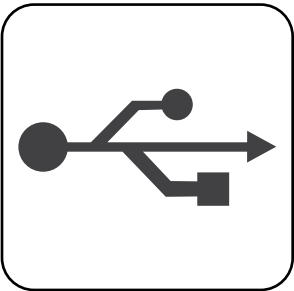
Anti-glare DualLens



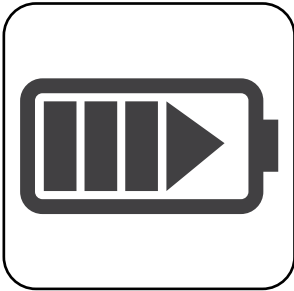
Remote Control




Daytime Visible Flash



USB Input



Rechargeable Li-ion



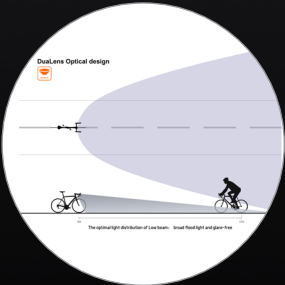
Mode Memory



Recharging



Waterproof



Lighting System
Low Beam

CR500

Max 500 Lumens

LED: 1*CREE XP-G2 with a lifespan of 50000 hours

Battery: 1700mAh/3.7V rechargeable Li-ion battery

Minimum runtime: 1.6 hours

Maximum runtime: 30 hours

Dimensions (Headlight): 83.5mm (L)*29mm (W)*33mm (H)

Weight (Headlight): 92g

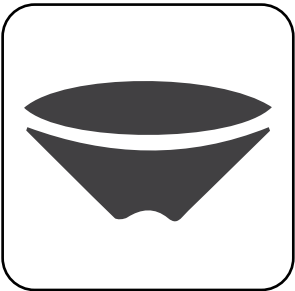
Water resistance: IPX6

Mount size: Φ22.2mm and 35mm round/ aero handlebar



₹ 3,790


Mode	Brightness level	Brightness (lumens)	Run time (hrs)	Max distance	Impact resistance	Water resistance
Low beam	High	500	1.6	-	-	-
	Mid	250	3	-	-	-
	Low	100	7.5	95 meters	1 meter	IPX6
	Eco	50	16.5	-	-	-
	Pulse flashing	100	15	-	-	-
	Rapid flashing	50	30	-	-	-
Emergency	High	500	/	-	-	-



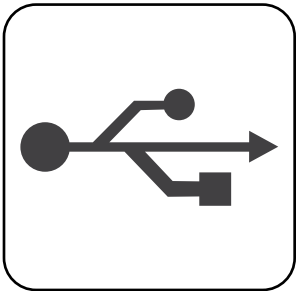
Anti-glare DualLens



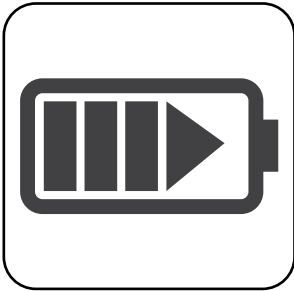
Remote Control




Daytime Visible Flash



USB Input



Rechargeable Li-ion



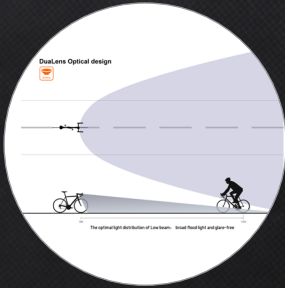
Mode Memory



Recharging



Waterproof



Lighting System
Low Beam

CR1000

Max 1000 Lumens

LED: I'CREE XM-L2 with a lifespan of 50000 hours **Battery:** 4000mAh/3.6V rechargeable Lithium-ion battery

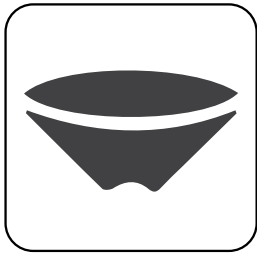
Dimensions (Headlight): 104mm (L)*29mm (W)*32mm (H) Weight (Headlight): 140g

Materials: The front and main body is made by aluminum with Mil Type III Hard Coat Anodizing; the rear part and the handlebar mount are made by durable plastic Design and specifications are subject to change without notice.




₹ 5,690

Mode	Brightness level	Brightness (lumens)	Run time (hrs)	Max distance	Impact resistance	Water resistance
Low beam	High	1000	2	-	-	-
	Mid	600	2.7	-	-	-
	Low	350	5.8	150 meters	1 meter	IPX6
	Eco	100	25	-	-	-
	Pulse flashing	500	43.5	-	-	-
	Rapid flashing	150	45	-	-	-
Emergency	High	1000	/	-	-	-



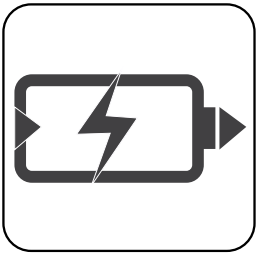
Anti-glare Dual Lens




Side Visibility



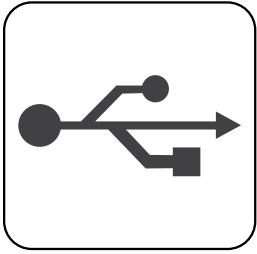
Remote Control



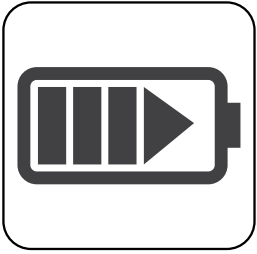
Runtime Extension




Daytime Visible Flash




USB Input



Rechargeable Li-ion



Mode Memory



Thermal Protection



Battery runtime extension



Waterproof



Indoor beam shot



PR800

Max 800 Lumens

LED: 2*CREE XP-G2 with a lifespan of 50000 hours

Battery: 3200mAh/3.7V rechargeable Li-ion battery

Minimum runtime: 1.5 hours

Maximum runtime: 22 hours

Dimensions (Headlight): 85mm (L)*48mm (W)*27mm (H)

Weight (Headlight): 165g

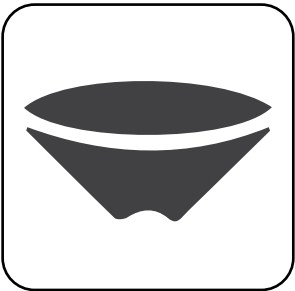
Water resistance: IPX8

Mount size: Φ22.2mm / 25.4mm / 31.8mm round handlebar



₹ 5,490


Mode	Brightness level	Brightness (lumens)	Run time (hrs)	Max distance	Impact resistance	Water resistance
ROAD Biking	High	400	2.8	-	-	-
	Mid	200	7	-	-	-
	Low	100	13.5	-	-	-
	Eco	50	19	-	-	-
	Rapid flashing	100	22	110 meters	1 meters	IPX8
Mount Biking	High	800	1.5	-	-	-
	Mid	350	5	-	-	-
	Low	150	11	-	-	-
Emergency	Turbo	800	/	-	-	-



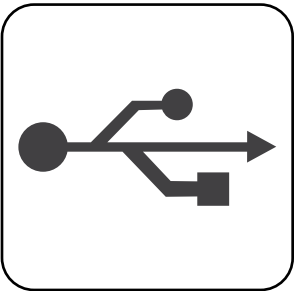
Anti-glare Dualens



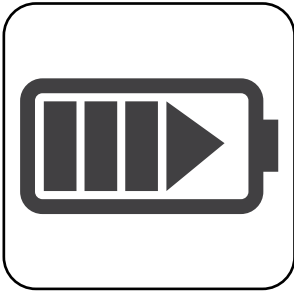
Remote Control




Daytime Visible Flash



USB Input



Rechargeable Li-ion



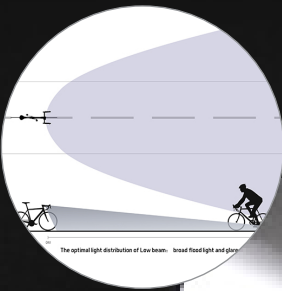
Mode Memory



Recharging



Waterproof



Lighting System
Low Beam



PR1200

Max 1200 Lumens

LED: 2*CREE XM-L2 with a lifespan of 50000 hours

Battery: 5200mAh/3.7V rechargeable Li-ion battery

Minimum runtime: 2 hours

Maximum runtime: 21 hours

Dimensions (Headlight): 8100mm (L)*48mm (W)*27mm (H)

Weight (Headlight): 213g

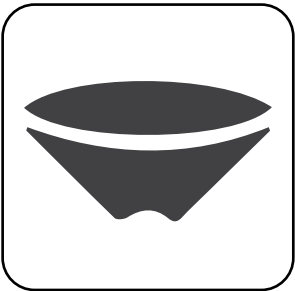
Water resistance: IPX8

Mount size: Φ31.8mm and 35mm round handlebar



₹ 7,490


Mode	Brightness level	Brightness (lumens)	Run time (hrs)	Max distance	Impact resistance	Water resistance
ROAD Biking	High	600	3.5	-	-	-
	Mid	400	5	-	-	-
	Low	200	9.5	-	-	-
	Eco	100	21	-	-	-
	Pulse flashing	100	13	142 meters	1 meters	IPX8
Mount Biking	High	1200	2	-	-	-
	Mid	600	3.5	-	-	-
	Low	300	8.5	-	-	-
Emergency	Turbo	1200	/	-	-	-



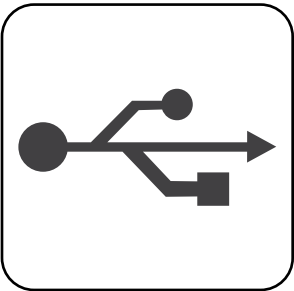
Anti-glare DualLens



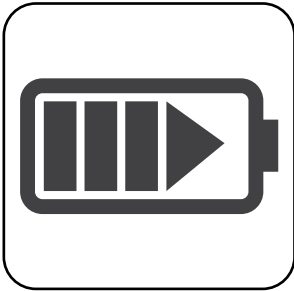
Remote Control




Daytime Visible Flash



USB Input



Rechargeable Li-ion



Mode Memory



PR1600

Max 1600 Lumens

LED: 2*CREE XM-L2 with a lifespan of 50000 hours

Battery: 6000mAh/3.7V rechargeable Li-ion battery

Dimensions (Headlight): 100mm (L)*48mm (W)*27mm (H)

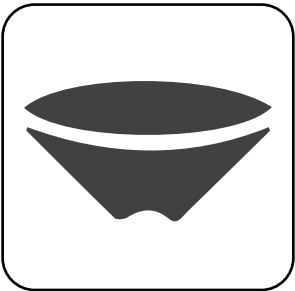
Weight (Headlight): 220g

Mount size: Φ31.8mm and 35mm round handlebar



₹ 9,990


Mode	Brightness level	Brightness (lumens)	Run time (hrs)	Max distance	Impact resistance	Water resistance
ROAD Biking	High	800	2.5	-	-	-
	Mid	400	4.0	-	-	-
	Low	200	7.0	-	-	-
	Eco	100	20	-	-	-
	Rapid flashing	400	24	150 meters	1 meters	IPX8
Mount Biking	High	1600	1.4	-	-	-
	Mid	800	2.0	-	-	-
	Low	400	4.0	-	-	-
Emergency	Turbo	1600	/	-	-	-



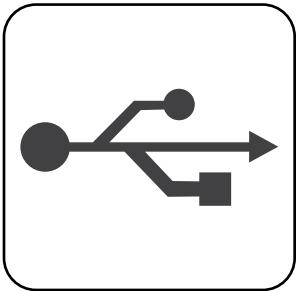
Anti-glare DualLens



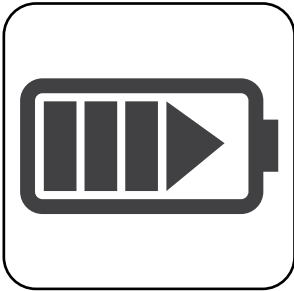
Remote Control




Daytime Visible Flash



USB Input



Rechargeable Li-ion



Mode Memory



LS-CT01

CR500

LED: 1*CREE XP-G2 with a lifespan of 50000 hours

Battery: 1700mAh/3.7V rechargeable Lithium-ion battery

Dimensions (Headlight): 83.5 x 29 x 32mm; Weight (Headlight): 92g

Materials: The main body is made by durable anodized aluminum, the handlebar mount is made by durable plastic



TR20

LED: COB LED

Battery: 200mAh/3.7V rechargeable Li-polymer battery

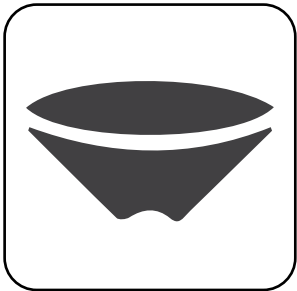
Dimensions (light unit): 52mm (L)*18mm (W)*22mm (H);

Weight (light unit): 15g

Mount size: Φ24mm and 36mm seatpost

Mode	Run time (hrs)	Impact resistance	Water proof
High	1.5	-	-
Low	4	-	-
Flashing	10	1 meter	IPX4 anti-spray
Rapid flashing	10	-	-
Pulse flashing	11	-	-


₹4,190



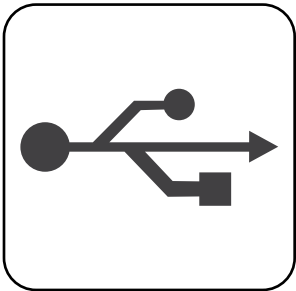
Anti-glare DualLens



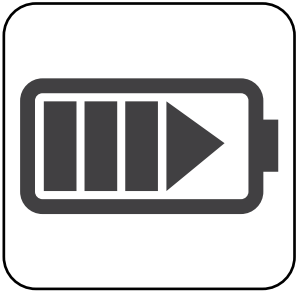
Remote Control




Daytime Visible Flash



USB Input



Rechargeable Li-ion



Mode Memory



Rear and side visibility



Waterproof



Standard micro USB charging port

LS-CT02

LR500S

LR500S Product Features

- 1. Specifically designed curved lens with even-distributed flood beam and side visibility, great for road cycling and commuting
- 2. Extending battery runtime by connecting with external power source
- 3. Wired remote button(sold separately) to change brightness level safely without releasing the grip
- 4. Multiple brightness levels and daytime visible rapid flashing for night and daytime riding
- 5. Micro USB charging port, compatible with most phone chargers
- 6. Integrated self-contained design, compact and light weight
- 7. Intelligent memory circuit remembers the last used brightness level and mode when turned on again
- 8. Quick release design for easily slide in and out
- 9. Compatible with handlebar of 22.2mm to 35mm diameter

Tech Specifications

LED: 1*CREE XP-G2 with a lifespan of 50000 hours

Battery: 2200mAh/3.7V rechargeable Lithium-ion battery

Dimensions (Headlight): 85mm (L)*36mm (W)*30mm (H)

Weight (Headlight): 119g

Materials: The front and main body is made by aluminum with Mil Type III Hard Coat Anodizing; the rear part and the handlebar mount are made by durable plastic Design and specifications are subject to change without notice.



TR20

Features

- 1. Highly efficient COB LED with max 20 LED lumens
- 2. Quick release designed for various needs
- 3. Specifically designed lens providing rear and side visibility
- 4. Auto power save and indicator for low battery
- 5. Micro USB charging port, compatible with most phone chargers
- 6. Built-in battery indicator and charging indicator
- 7. Intelligent memory circuit remembers the last used brightness level and mode when turned on again

Tech Specifications

LED: COB LED

Battery: 200mAh/3.7V rechargeable Li-polymer battery

Dimensions (Headlight): 18mm (L)*22mm (W)*52mm (H)

Weight (light unit): 15g

Mount size: compatible with φ 24-36mm seatpost Design and specifications are subject to change without notice.

Mode	Run time (hrs)	Impact resistance	Water resistance
High	1.5	1 meter	IPX4 anti-spray
Low	4		
Finishing	10		
Rapid flashing	10		
Pulse flashing	11		

LS-CT03

CR700 & TR30M Light Set

LED: 1*CREE XM-L2 with a lifespan of 50000 hours

Battery: 2600mAh/3.7V rechargeable Lithium-ion battery

Dimensions (Headlight): 101mm (L)*29mm (W)*32mm (H)

Weight (Headlight): 116g

Materials: The front and main body is made by aluminum with Mil Type III Hard Coat Anodizing; the rear part and the handlebar mount are made by durable plastic

Design and specifications are subject to change without notice.



₹ 6,190

TR30

LED: Dual highly efficient LEDs

Battery: 200mAh/3.7V rechargeable Li-polymer battery

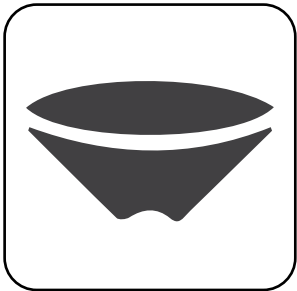
Dimensions (light unit): 25mm (L)*21mm (W)*62mm (H)

Weight (light unit): 22g

Mount size: compatible with ϕ 24-36mm seatpost

Design and specifications are subject to change without notice.


Mode	Run time (hrs)	Impact resistance	Water proof
High	1.7	-	-
Low	3.2	-	-
Flashing	2.2	1 meter	IPX4 anti-spray
Rapid flashing	15	-	-
Pulse flashing	4.8	-	-



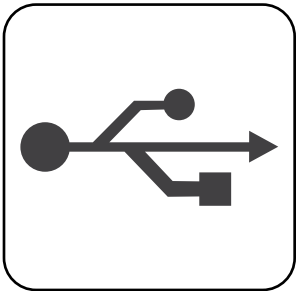
Anti-glare Dualens



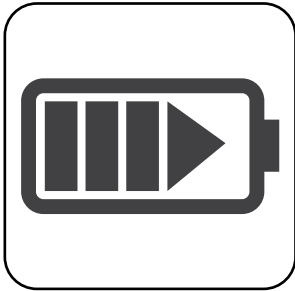
Remote Control




Daytime Visible Flash



USB Input



Rechargeable Li-ion



Mode Memory



left and right side visibility



Battery runtime extension



Integrated self-contained design

TR-30M

Product Features

- 1. Dual Highly efficient LEDs with max 30 LED lumens
- 2. Transparent light body with 360-degree beam angle
- 3. Special internal reflecting patterns, enhancing the rear and side visibility and increasing rider's safety
- 4. Mounting angle adjustable for daily riding with max visibility or for group riding without dazzling following riders
- 5. Quick release design, compatible with round and aero seatposts
- 6. Micro USB charging port, compatible with most phone chargers
- 7. Built-in battery indicator and charging indicator
- 8. Intelligent memory circuit remembers the last used brightness level and mode when turned on again



TR30

₹ 1,790

LED: Dual highly efficient LEDs

Battery: 200mAh/3.7V rechargeable Li-polymer battery

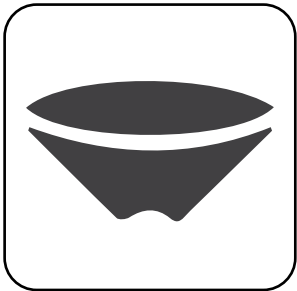
Dimensions (light unit): 25mm (L)*21mm (W)*62mm (H)

Weight (light unit): 22g

Mount size: compatible with ϕ 24-36mm seatpost

Design and specifications are subject to change without notice.


Mode	Run time (hrs)	Impact resistance	Water proof
High	1.7	-	-
Low	3.2	-	-
Flashing	2.2	1 meter	IPX4 anti-spray
Rapid flashing	15	-	-
Pulse flashing	4.8	-	-



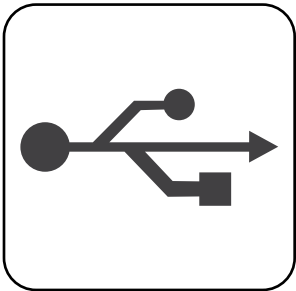
Anti-glare Dualens



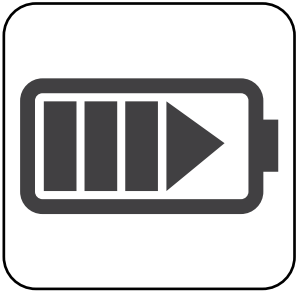
Remote Control




Daytime Visible Flash




USB Input




Rechargeable Li-ion



Mode Memory



Transparent pure red light body



Brighter and larger side visibility



Mounting angle adjustable to suit different needs

